

Comparative Rental Analysis



1 LAMBERT CLOSE BOLWARRA NSW 2320

Prepared on 24th June 2025



Jade Tweedie
FIRST NATIONAL DAVID HAGGARTY






454 High St
MAITLAND NSW 2320

w: 4933 5544
jade@davidhaggarty.com.au

Comparable Rentals






1 24 KENSINGTON ROAD BOLWARRA NSW 2320



 3  2  2  1,592m²  187m²
 Year Built 1960 DOM 5 days
 Listing Date 19-Jun-25 Distance 0.56km
 Listing Price \$750 Per Week






2 3 COTTONWOOD CLOSE BOLWARRA NSW 2320



 4  2  2  834m²  189m²
 Year Built 2019 DOM 9 days
 Listing Date 03-Dec-24 Distance 1.21km
 Listing Price \$750 WEEKLY






3 20 HUNTERGLEN DRIVE BOLWARRA NSW 2320



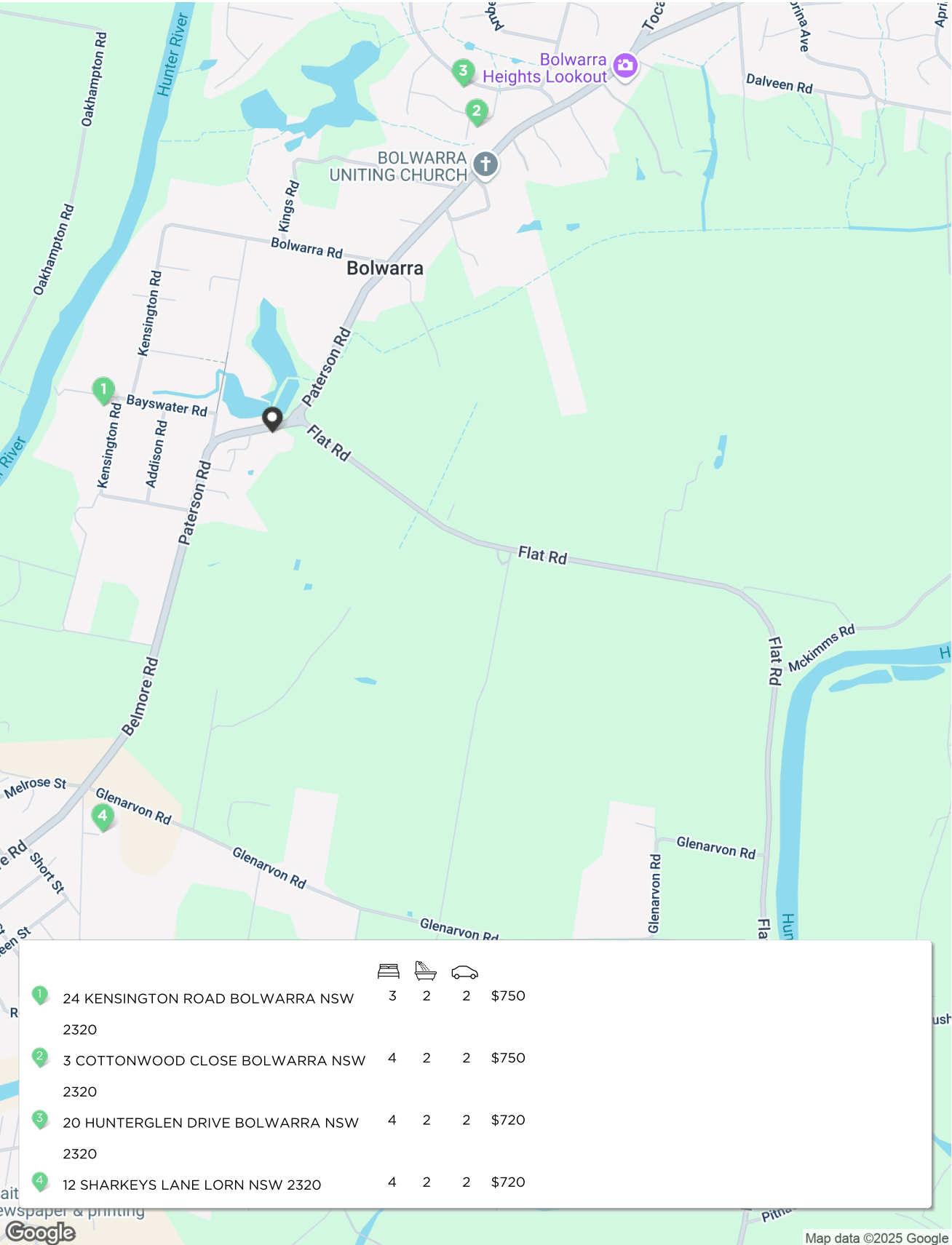
 4  2  2  886m²  143m²
 Year Built 2014 DOM 15 days
 Listing Date 11-Jul-24 Distance 1.3km
 Listing Price \$720 WEEKLY

4 12 SHARKEYS LANE LORN NSW 2320



 4  2  2  538m²  -
 Year Built - DOM 18 days
 Listing Date 21-Nov-24 Distance 1.44km
 Listing Price \$720 per week

Comps Map: Rentals



* This data point was edited by the author of this CMA and has not been verified by CoreLogic

Current Market Review

1 LAMBERT CLOSE BOLWARRA NSW 2320



Market Assessment

\$700 - \$750 per week

Notes from your agent

All pricing put forward is based on comparable pricing evidence and should be seen as a guide only.

Disclaimer

Contains property sales information provided under licence from the Valuer General New South Wales. RP Data Pty Ltd trading as CoreLogic Asia Pacific is authorised as a Property Sales Information provider by the Valuer General New South Wales.

The Appraisal Amount contained in the report may have been manually provided by the Agent; or may be based on an automated valuation model estimate provided by CoreLogic ('AVM Estimated Value'). AVM Estimated Values are current at the date of the publication only. It is computer generated and is not a professional appraisal of the subject property and should not be relied upon in lieu of appropriate professional advice. The accuracy of the methodology used to develop the AVM Estimated Value, the existence of the subject property, and the accuracy of the AVM Estimated Value and all rule sets provided are estimates based on available data and are not guaranteed or warranted. CoreLogic excludes all liability for any loss or damage arising in connection with the Appraisal Amount and/or AVM Estimated Value.

Whilst all reasonable effort is made to ensure the information in this publication is current, CoreLogic does not warrant the accuracy or completeness of the data and information contained in this publication and to the full extent not prohibited by law excludes all liability for any loss or damage arising in connection with the data and information contained in this publication.